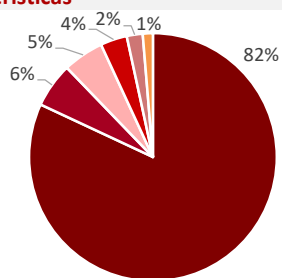


Características



- Renda Fixa
- Renda Variável
- Fundos de Participações
- Multimercado
- Investimento no Exterior
- Fundo Imobiliário

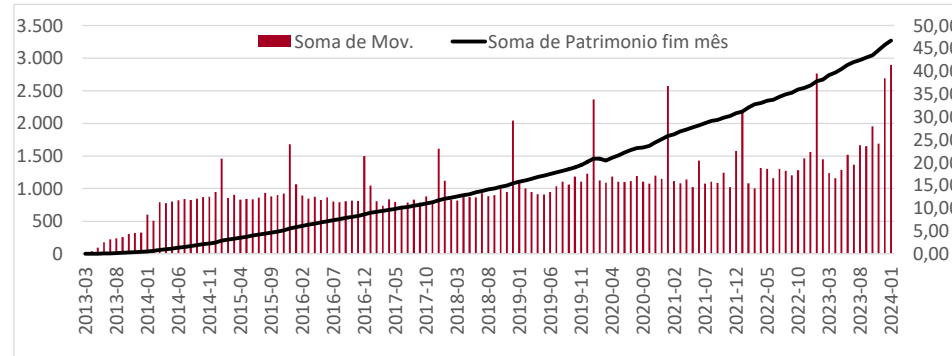
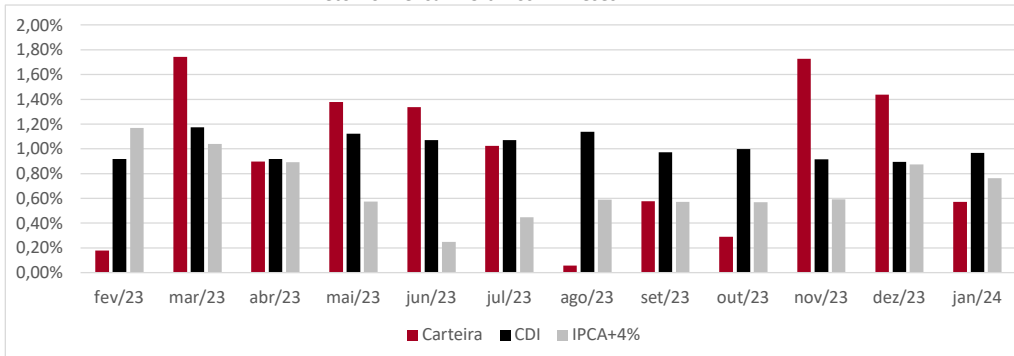
Política de Investimentos: Investe os recursos, principalmente, em cotas de fundos que atuam em diversos mercados, sem o compromisso de concentração em fator de risco específico.

Retorno (%)	Ano	12 meses	24 meses	36 meses	Início
Carteira	0,57%	11,79%	23,05%	33,36%	216,38%
CDI	0,97%	12,86%	27,34%	33,75%	160,47%
IPCA	0,42%	4,51%	10,54%	22,01%	85,78%
IPCA+4%	0,76%	8,65%	19,52%	37,21%	204,76%
IMA-B5	0,68%	11,33%	23,79%	29,45%	199,94%
Poupança	0,59%	7,91%	16,60%	20,61%	88,36%
IBOVESPA	-4,79%	12,63%	13,92%	11,02%	118,22%
MSCI Europe	2,14%	4,18%	-6,59%	0,65%	239,80%

* Cf. MP 567/12

Gráficos

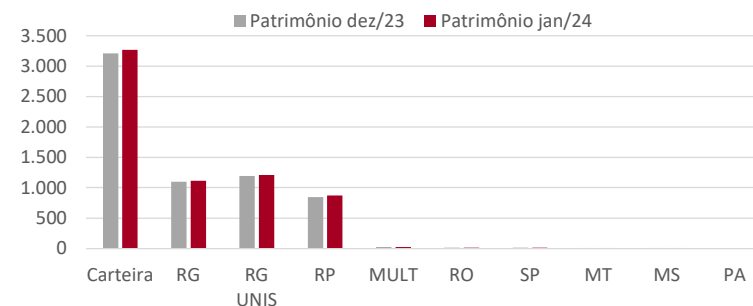
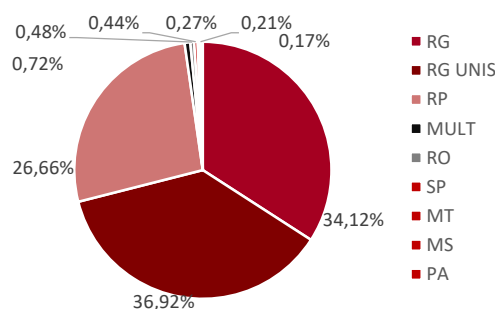
Retorno Mensal - Últimos 12 meses



Carteira

Patrimônio dez/23 **Patrimônio jan/24**

Carteira	Patrimônio dez/23	Patrimônio jan/24
Carteira	3.207,88	3.268,26
RG	1.098,13	1.115,23
RG UNIS	1.194,44	1.206,80
RP	845,78	871,32
MULT	22,82	23,61
RO	14,40	15,55
SP	12,97	14,47
MT	8,07	8,88
MS	6,19	6,71
PA	5,07	5,69



: LÂMINA MENSAL

janeiro de 2024

Retorno Mensal (%)	jan/24	dez/23	nov/23	out/23	set/23	ago/23	jul/23	jun/23	mai/23	abr/23	mar/23	fev/23
Carteira	0,57%	1,44%	1,73%	0,29%	0,58%	0,06%	1,02%	1,34%	1,38%	0,90%	1,74%	0,18%
CDI	0,97%	0,89%	0,92%	1,00%	0,97%	1,14%	1,07%	1,07%	1,12%	0,92%	1,17%	0,92%
IPCA	0,42%	0,56%	0,28%	0,24%	0,26%	0,23%	0,12%	-0,08%	0,23%	0,61%	0,71%	0,84%
IPCA+4%	0,76%	0,87%	0,59%	0,57%	0,57%	0,59%	0,45%	0,25%	0,57%	0,89%	1,04%	1,17%
IMA-B5	0,68%	1,46%	1,80%	-0,31%	0,13%	0,61%	0,97%	1,05%	0,57%	0,90%	1,52%	1,41%
Poupança	0,59%	0,57%	0,58%	0,61%	0,61%	0,72%	0,66%	0,68%	0,72%	0,58%	0,74%	0,58%
IBOVESPA	-4,79%	5,38%	12,54%	-2,94%	0,71%	-5,09%	3,27%	9,00%	3,74%	2,50%	-2,91%	-7,49%
MSCI Europe	2,14%	2,93%	7,03%	-2,84%	-2,37%	-0,59%	1,32%	-1,05%	-4,74%	1,99%	-0,54%	1,35%

Composição da Carteira

Retorno Nominal em % | Retorno Relativo ao índice de referência

Performance dos Fundos em Carteira			Mês		Ano		12 meses		Início do investimento		Patrimônio		
Nome	Índice ref.	% PL	Início	Nominal	Relativo	Nominal	Relativo	Nominal	Relativo	Nominal	Relativo	Volatilidade	R\$ milhões
Bela Cintra FI RF	CDI	33,76%	13/nov/13	0,83%	85,78%	0,83%	85,78%	11,69%	90,89%	219,59%	149,44%	0,53%	R\$ 1.103,49
Itaú Soberano RF Simples LP FICFI	CDI	11,24%	02/set/19	0,96%	99,50%	0,96%	99,50%	12,79%	99,39%	39,25%	98,21%	0,05%	R\$ 367,37
Itaú Inst Global Dinâmico RF	CDI	8,63%	20/fev/20	0,90%	93,48%	0,90%	93,48%	12,54%	97,49%	39,31%	106,79%	0,83%	R\$ 282,05
Itaú Institucional Optimus RF LP FICFI	CDI	6,67%	29/abr/22	0,89%	91,81%	0,89%	91,81%	12,41%	96,45%	23,20%	95,92%	0,56%	R\$ 217,85
Capitânia Premium FIC FIRF CP LP	CDI	4,71%	04/jun/21	1,35%	139,15%	1,35%	139,15%	11,87%	92,25%	33,45%	102,56%	0,90%	R\$ 153,97
Itaú Inst BOV11 FIC FIA	Ibovespa	4,64%	04/ago/23	-4,76%	99,35%	-4,76%	99,35%			7,24%	105,00%	16,29%	R\$ 151,50
Itaú Inst RF Inflação 5 FICFI	IMA-B5	4,00%	19/jun/19	0,66%	97,53%	0,66%	97,53%	11,12%	98,17%	47,42%	97,33%	1,86%	R\$ 130,59
BTGP Economia Real FIP Multi	IPCA+6,5%	3,73%	19/out/20	-0,18%	-18,49%	-0,18%	-18,49%	16,21%	144,52%	104,50%	192,66%		R\$ 122,03
Itaú Institucionais Legend RF LP Fc	CDI	3,61%	02/out/19	0,87%	89,95%	0,87%	89,95%	11,84%	92,04%	44,90%	114,27%	1,79%	R\$ 118,04
Capitânia Reit Inst Fc FIM CP	CDI	2,26%	25/jun/19	0,37%	38,36%	0,37%	38,36%	17,53%	136,26%	50,31%	120,94%	2,87%	R\$ 74,01
Vot Allianzgi Euro Eq Growth FIM IE	MSCI Europe	2,09%	22/mai/19	1,91%	88,91%	1,91%	88,91%	11,16%	266,75%	69,24%	130,86%	17,28%	R\$ 68,43
BNP Paribas Cred Inst FICFI RF CP LP	CDI	1,76%	11/out/23	1,07%	110,50%	1,07%	110,50%			3,81%	110,75%	0,09%	R\$ 57,42
MAG Renda Fixa FI	CDI	1,46%	13/set/23	1,04%	107,78%	1,04%	107,78%			4,67%	105,35%	0,19%	R\$ 47,63
Itaú Global Dinâmico Plus Mult FICFI	CDI	1,21%	19/jun/19	-0,08%	-8,05%	-0,08%	-8,05%	8,92%	69,30%	44,67%	107,12%	2,47%	R\$ 39,58
Bradesco Inst FIC FI RF IMA-B5	IMA-B5	1,07%	16/ago/23	0,65%	96,43%	0,65%	96,43%			3,47%	96,15%	1,87%	R\$ 34,91
BV Banks RF Crédito Privado FI	CDI	1,07%	10/nov/23	1,02%	105,57%	1,02%	105,57%			2,60%	104,91%	0,09%	R\$ 34,90
Sul América Excellence FI RF CP	CDI	0,99%	24/jan/23	1,33%	137,66%	1,33%	137,66%	13,90%	108,05%	14,22%	108,09%	0,28%	R\$ 32,40
Sul America Cred Institucional ESG FI R	CDI	0,92%	21/jun/23	1,42%	146,51%	1,42%	146,51%			9,87%	130,80%	0,43%	R\$ 30,18
AZ Quest Small Mid Caps Inst. FICFIA	Ibovespa	0,81%	09/jun/20	-3,08%	64,22%	-3,08%	64,22%	7,96%	63,01%	11,85%	36,97%	16,18%	R\$ 26,36
BTG Pactual Créd Corp I FIQFI RF CP	CDI	0,80%	30/ago/21	1,36%	141,14%	1,36%	141,14%	15,16%	117,82%	35,06%	112,19%	0,51%	R\$ 26,01
BTG Pactual Inv de Impacto FIP Mult	IPCA+6,5%	0,77%	30/ago/21	-0,23%	-23,62%	-0,23%	-23,62%	8,60%	76,68%	12,56%	36,13%	11,21%	R\$ 25,06
XP Corporate Light FI RF CP LP	CDI	0,67%	24/jan/23	1,17%	121,41%	1,17%	121,41%	13,57%	105,47%	13,87%	105,49%	0,30%	R\$ 21,93
Rio Bravo Renda Varejo FII	IFIX	0,66%	20/dez/23	2,35%	351,96%	2,35%	351,96%			5,56%	147,75%		R\$ 21,51
VBI Prime Properties FII	IFIX	0,65%	20/dez/23	0,17%	25,41%	0,17%	25,41%			2,39%	63,52%		R\$ 21,12
Santander RF IMA-B5 Premium FICFI	IMA-B5	0,61%	18/dez/23	0,66%	96,62%	0,66%	96,62%			1,16%	97,31%	1,86%	R\$ 19,92
Spectra VI Institucional FIP Multiestrat	IPCA+8%	0,49%	31/mar/23	17,19%	1567,04%	17,19%	1567,04%			66,60%	689,81%		R\$ 15,99
Vinci Selection Equities FIA	Ibovespa	0,41%	30/nov/22	-4,73%	98,56%	-4,73%	98,56%	10,32%	81,74%	9,36%	68,97%	16,30%	R\$ 13,26
BTG Pactual Economia Real II FIPM CL/	IPCA+8%	0,19%	04/mai/23	-2,46%	-224,25%	-2,46%	-224,25%			-18,70%	-226,42%		R\$ 6,10
Pátria Private Equity Fund VII Feeder I r	IPCA	0,14%	28/set/23	-1,50%	-357,14%	-1,50%	-357,14%			-2,45%	-161,04%		R\$ 4,58
Carteira de Empréstimos	CDI	0,00%	05/dez/23	1,07%	110,68%					1,86%	107,50%		R\$ 0,09

Patrimônio Total: R\$ 3.268,26