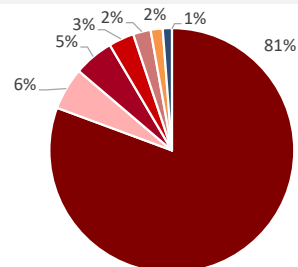


: LÂMINA MENSAL
Características


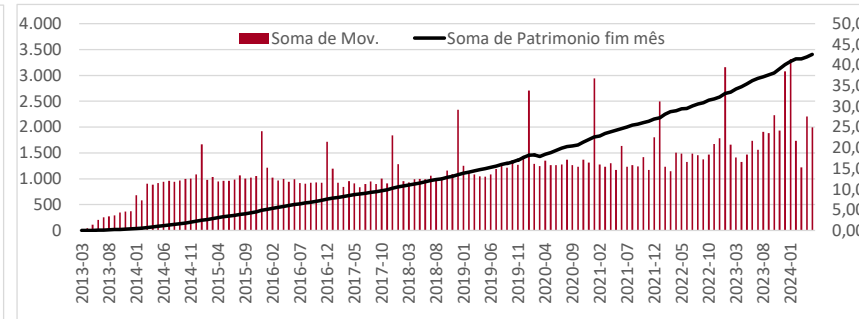
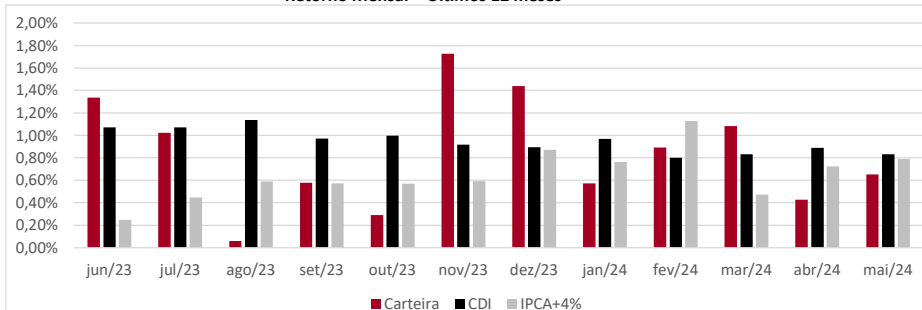
- Renda Fixa
- Fundos de Participações
- Renda Variável
- Multimercado
- Investimento no Exterior
- Empréstimos
- Fundo Imobiliário

Política de Investimentos: Investe os recursos, principalmente, em cotas de fundos que atuam em diversos mercados, sem o compromisso de concentração em fator de risco específico.

Retorno (%)

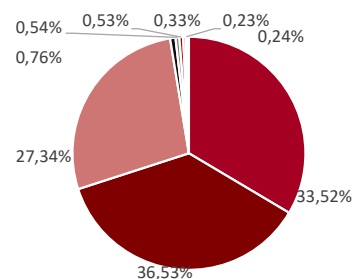
	Ano	12 meses	24 meses	36 meses	Início
Carteira	3,68%	10,54%	21,25%	32,40%	226,15%
CDI	4,39%	11,99%	27,09%	37,17%	169,31%
IPCA	2,27%	3,93%	8,02%	20,69%	89,20%
IPCA+4%	3,94%	8,05%	16,76%	35,67%	214,36%
IMA-B5	2,92%	8,94%	19,23%	30,62%	206,60%
Poupança	2,85%	7,49%	16,50%	22,66%	92,59%
IBOVESPA	-9,01%	12,70%	9,65%	-3,26%	108,56%
MSCI World	17,70%	26,53%	36,82%	15,98%	543,70%
MSCI Europe	15,03%	19,80%	31,57%	4,55%	282,68%

* cl. MP 567/12

Gráficos
Retorno Mensal - Últimos 12 meses

Carteira

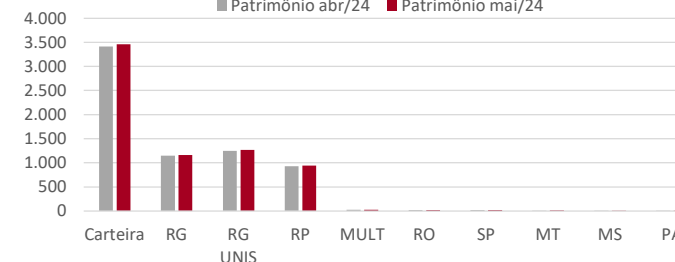
Patrimônio abr/24	Patrimônio mai/24
-------------------	-------------------

Carteira	Patrimônio abr/24	Patrimônio mai/24
Carteira	3.412,61	3.459,72
RG	1.149,49	1.159,54
RG UNIS	1.250,19	1.263,75
RP	926,40	945,87
MULT	25,68	26,32
RO	17,79	18,64
SP	17,33	18,30
MT	10,63	11,28
MS	7,59	7,83
PA	7,52	8,19



- RG
- RG UNIS
- RP
- MULT
- RO
- SP
- MT
- MS
- PA

■ Patrimônio abr/24 ■ Patrimônio mai/24



Retorno Mensal (%)	mai/24	abr/24	mar/24	fev/24	jan/24	dez/23	nov/23	out/23	set/23	ago/23	jul/23	jun/23
Carteira	0,65%	0,43%	1,08%	0,89%	0,57%	1,44%	1,73%	0,29%	0,58%	0,06%	1,02%	1,34%
CDI	0,83%	0,89%	0,83%	0,80%	0,97%	0,89%	0,92%	1,00%	0,97%	1,14%	1,07%	1,07%
IPCA	0,46%	0,38%	0,16%	0,83%	0,42%	0,56%	0,28%	0,24%	0,26%	0,23%	0,12%	-0,08%
IPCA+4%	0,79%	0,72%	0,47%	1,13%	0,76%	0,87%	0,59%	0,57%	0,57%	0,59%	0,45%	0,25%
IMA-B5	1,05%	-0,20%	0,77%	0,59%	0,68%	1,46%	1,80%	-0,31%	0,13%	0,61%	0,97%	1,05%
Poupança	0,59%	0,60%	0,53%	0,51%	0,59%	0,57%	0,58%	0,61%	0,61%	0,72%	0,66%	0,68%
IBOVESPA	-3,04%	-1,70%	-0,71%	0,99%	-4,79%	5,38%	12,54%	-2,94%	0,71%	-5,09%	3,27%	9,00%
MSCI World	5,64%	-0,45%	3,25%	4,74%	3,48%	2,81%	6,58%	-2,00%	-2,78%	1,15%	1,62%	0,18%
MSCI Europe	5,51%	1,01%	3,58%	2,01%	2,14%	2,93%	7,03%	-2,84%	-2,37%	-0,59%	1,32%	-1,05%

Composição da Carteira
Retorno Nominal em % | Retorno Relativo ao índice de referência

Performance dos Fundos em Carteira			Mês			Ano		12 meses		Início do investimento			Patrimônio
Nome	Índice ref.	% PL	Início	Nominal	Relativo	Nominal	Relativo	Nominal	Relativo	Nominal	Relativo	Volatilidade	R\$ milhões
Bela Cintra FI RF	CDI	32,92%	13/nov/13	0,91%	109,14%	4,07%	92,62%	9,76%	81,39%	229,85%	147,99%	0,48%	R\$ 1.138,94
Itaú Soberano RF Simples LP FICFI	CDI	8,18%	02/set/19	0,82%	98,74%	4,36%	99,30%	11,92%	99,36%	43,94%	98,27%	0,07%	R\$ 282,89
Itaú Inst Global Dinâmico RF	CDI	7,74%	20/fev/20	0,87%	104,66%	4,17%	94,98%	11,03%	91,96%	43,83%	105,71%	0,81%	R\$ 267,68
Itaú Institucional Optimus RF LP FICFI	CDI	6,54%	29/abr/22	1,10%	131,89%	4,71%	107,09%	12,04%	100,43%	27,87%	98,10%	0,56%	R\$ 226,10
Itaú Inst BOV11 FIC FIA	Ibovespa	4,19%	04/ago/23	-2,99%	98,28%	-8,93%	99,14%			2,55%	117,69%	14,39%	R\$ 144,87
Itaú Inst RF Inflação 5 FICFI	IMA-B5	3,86%	19/jun/19	1,03%	98,36%	2,84%	97,20%	8,73%	97,68%	50,60%	97,26%	1,73%	R\$ 133,41
BTGP Economia Real FIP Multi	IPCA+6,5%	3,66%	19/out/20	-0,18%	-18,21%	3,57%	71,95%	3,53%	33,22%	111,04%	184,05%		R\$ 126,62
Itaú Institucionais Legend RF LP Fc	CDI	3,58%	02/out/19	1,07%	128,78%	5,75%	130,82%	12,27%	102,35%	51,90%	117,92%	1,73%	R\$ 123,75
BNP Paribas Cred Inst FICFI RF CP LP	CDI	3,00%	11/out/23	0,87%	105,06%	4,77%	108,53%			7,61%	109,48%	0,10%	R\$ 103,84
Capitânia Premium FIC FIRF CP LP	CDI	2,91%	04/jun/21	0,38%	45,18%	4,67%	106,36%	12,61%	105,17%	37,83%	101,93%	0,85%	R\$ 100,54
Capitânia Reit Inst Fc FIM CP	CDI	2,19%	25/jun/19	-0,04%	-4,89%	2,99%	68,06%	13,46%	112,25%	54,23%	116,87%	2,75%	R\$ 75,94
Vot Allianzgi Euro Eq Growth FIM IE	MSCI Europe	1,77%	22/mar/19	5,96%	108,00%	14,07%	93,60%	17,56%	88,67%	89,44%	123,87%	15,46%	R\$ 61,31
Bradesco Inst FIC FI RF IMA-B5	IMA-B5	1,66%	16/ago/23	1,03%	97,77%	2,78%	95,34%			5,66%	95,67%	1,73%	R\$ 57,38
Operações Compromissadas	CDI	1,59%	26/mar/24	1,80%	215,74%					1,84%	101,44%		R\$ 55,04
Sul America Cred Institucional ESG FI R	CDI	1,43%	21/jun/23	1,01%	121,24%	5,80%	132,12%			14,63%	130,62%	0,32%	R\$ 49,43
MAG Renda Fixa FI	CDI	1,42%	13/set/23	0,87%	104,27%	4,45%	101,40%			8,20%	102,86%	0,27%	R\$ 49,24
BTG Pactual Créd Corp I FIQFI RF CP	CDI	1,41%	30/ago/21	0,94%	113,00%	5,81%	132,17%	16,52%	137,74%	40,98%	114,77%	0,39%	R\$ 48,91
XP Corporate Light FI RF CP LP	CDI	1,18%	24/jan/23	0,84%	101,37%	4,94%	112,43%	13,97%	116,45%	18,11%	106,59%	0,32%	R\$ 40,97
Itaú Global Dinâmico Plus Mult FICFI	CDI	1,16%	19/jun/19	0,29%	34,76%	1,61%	36,66%	8,37%	69,82%	47,12%	101,30%	2,47%	R\$ 40,24
BTG Pactual Inv de Impacto FIP Mult	IPCA+6,5%	1,08%	30/ago/21	-2,74%	-277,16%	11,79%	237,61%	11,55%	108,67%	24,88%	62,06%	21,47%	R\$ 37,47
BTG Pactual Explor Inst FI RF LP	IPCA	1,02%	13/mar/24	0,87%	188,50%					0,20%	21,95%	1,48%	R\$ 35,15
Sul América Excellence FI RF CP	CDI	0,97%	24/jan/23	0,93%	111,46%	5,49%	125,02%	14,28%	119,08%	18,91%	111,27%	0,24%	R\$ 33,73
Inter Corporate RF Crédito Privado	CDI	0,90%	15/mar/24	0,85%	102,35%					0,45%	103,20%	0,09%	R\$ 31,10
Itaú Institucional RF Referenciado DI	CDI	0,77%	15/fev/24	0,86%	103,43%					3,17%	105,56%	0,10%	R\$ 26,64
AZ Quest Small Mid Caps Inst. FICFIA	Ibovespa	0,74%	09/jun/20	-3,70%	121,92%	-5,76%	63,98%	7,16%	56,35%	8,75%	33,40%	16,24%	R\$ 25,63
Rio Bravo Renda Varejo FII	IFIX	0,61%	20/dez/23	-0,48%	-2931,12%	1,87%	87,16%			2,95%	55,73%		R\$ 21,10
Santander RF IMA-B5 Premium FICFI	IMA-B5	0,59%	18/dez/23	1,03%	97,94%	2,81%	96,41%			3,33%	96,67%	1,73%	R\$ 20,34
Schroder Sustent Ações Globais IS IE	MSCI World	0,57%	24/mar/24	3,56%	63,15%					-0,54%	-42,68%	13,90%	R\$ 19,87
BV Banks RF Crédito Privado FI	CDI	0,57%	10/nov/23	0,86%	103,39%	4,63%	105,48%			6,27%	105,27%	0,10%	R\$ 19,86
VBI Prime Properties FII	IFIX	0,57%	20/dez/23	-4,06%	-24974,70%	-4,22%	-196,95%			-2,38%	-45,08%		R\$ 19,61
Spectra VI Institucional FIP Multiestrat	IPCA+8%	0,43%	31/mar/23	-2,01%	-181,68%	2,14%	38,42%	215,60%	1771,35%	45,20%	311,63%		R\$ 15,00
Vinci Selection Equities FIA	Ibovespa	0,36%	30/nov/22	-2,63%	86,55%	-9,63%	106,89%	8,57%	67,42%	3,73%	43,67%	14,45%	R\$ 12,57
BTG Pactual Economia Real II FIPM CL	IPCA+8%	0,16%	04/mar/23	-2,62%	-236,81%	-11,71%	-210,25%	-25,57%	-210,08%	-26,41%	-202,41%		R\$ 5,52
Pátria Private Equity Fund VII Feeder Ir	IPCA	0,14%	28/set/23	-0,88%	-190,80%	0,04%	1,73%			-0,91%	-26,97%		R\$ 4,73
Vinci Partners IV Feeder	IPCA+6%	0,12%	25/abr/24	30,78%	3243,51%					30,50%	2846,67%		R\$ 4,14
Carteira de Empréstimos	CDI	0,00%	05/dez/23	0,75%	90,63%	4,33%	98,50%			5,14%	99,24%		R\$ 0,13
Patrimônio Total: R\$												3.459,72	