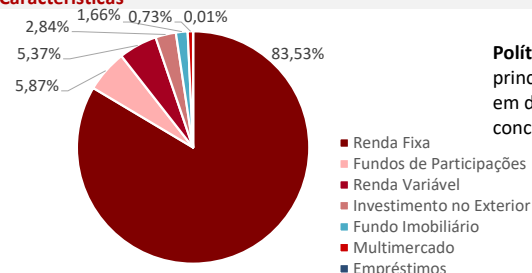


**Características**



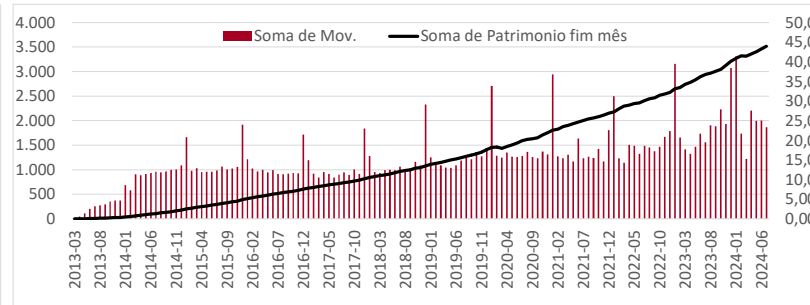
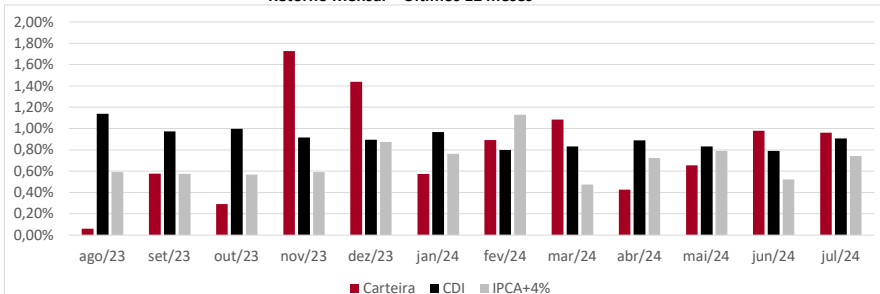
**Política de Investimentos:** Investe os recursos, principalmente, em cotas de fundos que atuam em diversos mercados, sem o compromisso de concentração em fator de risco específico.

Retorno (%)	Ano	12 meses	24 meses	36 meses	Início
Carteira	5,70%	10,09%	22,49%	33,14%	232,52%
CDI	6,17%	11,50%	26,64%	38,58%	173,90%
IPCA	2,87%	4,50%	8,67%	19,61%	90,31%
IPCA+4%	5,25%	8,66%	17,48%	34,49%	218,34%
IMA-B5	4,27%	8,16%	20,37%	32,46%	210,62%
Poupança	4,00%	7,24%	16,27%	23,47%	94,74%
IBOVESPA	-4,87%	4,68%	23,74%	4,80%	118,04%
MSCI World	31,80%	39,18%	41,92%	28,65%	620,85%
MSCI Europe	23,83%	28,63%	36,87%	14,67%	311,93%

\* Cf. MP 567/12

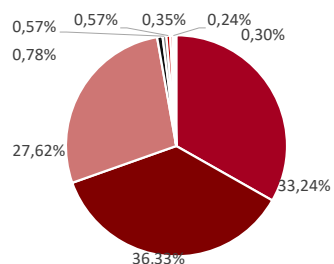
**Gráficos**

Retorno Mensal - Últimos 12 meses



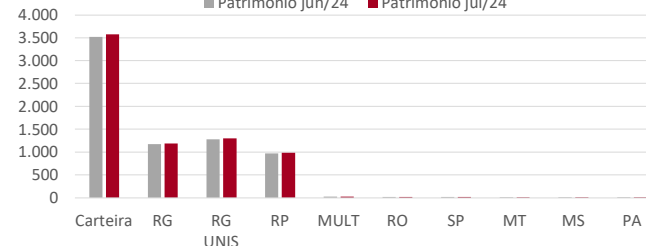
**Carteira**

	Patrimônio jun/24	Patrimônio jul/24
<b>Carteira</b>	<b>3.518,74</b>	<b>3.575,90</b>
RG	1.173,82	1.188,54
RG UNIS	1.280,66	1.299,17
RP	969,17	987,77
MULT	26,98	27,75
RO	19,40	20,48
SP	19,30	20,47
MT	11,94	12,49
MS	8,33	8,58
PA	9,14	10,68



- RG
- RG UNIS
- RP
- MULT
- RO
- SP
- MT
- MS
- PA

Patrimônio jun/24 | Patrimônio jul/24



## : LÂMINA MENSAL

julho de 2024

Retorno Mensal (%)	jul/24	jun/24	mai/24	abr/24	mar/24	fev/24	jan/24	dez/23	nov/23	out/23	set/23	ago/23
Carteira	0,96%	0,98%	0,65%	0,43%	1,08%	0,89%	0,57%	1,44%	1,73%	0,29%	0,58%	0,06%
CDI	0,91%	0,79%	0,83%	0,89%	0,83%	0,80%	0,97%	0,89%	0,92%	1,00%	0,97%	1,14%
IPCA	0,38%	0,21%	0,46%	0,38%	0,16%	0,83%	0,42%	0,56%	0,28%	0,24%	0,26%	0,23%
IPCA+4%	0,74%	0,52%	0,79%	0,72%	0,47%	1,13%	0,76%	0,87%	0,59%	0,57%	0,57%	0,59%
IMA-B5	0,91%	0,39%	1,05%	-0,20%	0,77%	0,59%	0,68%	1,46%	1,80%	-0,31%	0,13%	0,61%
Poupança	0,57%	0,54%	0,59%	0,60%	0,53%	0,51%	0,59%	0,57%	0,58%	0,61%	0,61%	0,72%
IBOVESPA	3,02%	1,48%	-3,04%	-1,70%	-0,71%	0,99%	-4,79%	5,38%	12,54%	-2,94%	0,71%	-5,09%
MSCI World	3,59%	8,10%	5,64%	-0,45%	3,25%	4,74%	3,48%	2,81%	6,58%	-2,00%	-2,78%	1,15%
MSCI Europe	3,98%	3,53%	5,51%	1,01%	3,58%	2,01%	2,14%	2,93%	7,03%	-2,84%	-2,37%	-0,59%

### Composição da Carteira

Retorno Nominal em % | Retorno Relativo ao índice de referência

Performance dos Fundos em Carteira			Mês		Ano		12 meses		Início do investimento		Patrimônio		
Nome	Índice ref.	% PL	Início	Nominal	Relativo	Nominal	Relativo	Nominal	Relativo	Nominal	Relativo	Volatilidade	R\$ milhões
Bela Cintra FI RF	CDI	32,36%	13/nov/13	0,97%	106,61%	5,72%	92,68%	9,94%	86,44%	235,08%	147,23%	0,45%	R\$ 1.157,00
Itaú Inst Global Dinâmico RF	CDI	7,62%	20/fev/20	0,90%	99,68%	6,06%	98,14%	10,50%	91,31%	46,43%	105,84%	0,75%	R\$ 272,52
Itaú Institucional Optimus RF LP FICFI	CDI	6,44%	29/abr/22	0,74%	81,91%	6,71%	108,78%	11,46%	99,66%	30,32%	99,10%	0,61%	R\$ 230,43
Itaú Institucional RF Referenciado DI	CDI	4,98%	15/fev/24	0,95%	104,41%					5,01%	105,25%	0,10%	R\$ 178,10
Itaú Inst BOV11 FIC FIA	Ibovespa	4,24%	04/ago/23	3,04%	100,47%	-4,70%	96,54%			7,31%	107,33%	13,33%	R\$ 151,60
Itaú Inst RF Inflação 5 FICFI	IMA-B5	3,79%	19/jun/19	0,90%	98,03%	4,15%	97,29%	7,96%	97,48%	52,53%	97,24%	1,73%	R\$ 135,61
Itaú Soberano RF Simples LP FICFI	CDI	3,60%	02/set/19	0,90%	99,14%	6,13%	99,37%	11,42%	99,32%	46,38%	98,31%	0,06%	R\$ 128,89
BTGP Economia Real FIP Multi	IPCA+6,5%	3,53%	19/out/20	-0,19%	-19,82%	3,45%	51,32%	3,59%	31,87%	110,29%	175,01%		R\$ 126,17
Itaú Institucionais Legend RF LP Fc	CDI	3,53%	02/out/19	0,93%	102,03%	7,73%	125,31%	12,49%	108,63%	54,76%	117,83%	1,69%	R\$ 126,07
BNP Paribas Cred Inst FICFI RF CP LP	CDI	3,27%	11/out/23	0,96%	106,28%	6,67%	108,13%			9,56%	109,05%	0,09%	R\$ 116,89
Capitânia Premium FIC FIRF CP LP	CDI	2,85%	04/jun/21	0,72%	79,34%	6,25%	101,26%	10,89%	94,75%	39,91%	101,16%	0,85%	R\$ 102,06
Sul America Cred Institucional ESG FI R	CDI	2,50%	21/jun/23	1,23%	135,44%	8,04%	130,33%	14,82%	128,87%	17,05%	130,25%	0,35%	R\$ 89,38
Vot Allianzgi Euro Eq Growth FIM IE	MSCI Europe	1,85%	22/mar/19	1,97%	49,54%	23,22%	97,47%	29,18%	101,91%	104,64%	122,57%	16,12%	R\$ 66,23
Bradesco Inst FIC FI RF IMA-B5	IMA-B5	1,61%	16/ago/23	0,89%	97,14%	4,06%	95,29%			6,98%	95,56%	1,74%	R\$ 57,47
LFT	CDI	1,56%	26/mar/24	0,83%	91,55%					3,51%	99,13%		R\$ 55,86
MAG Renda Fixa FI	CDI	1,55%	13/set/23	0,97%	106,50%	6,34%	102,73%			10,15%	103,48%	0,23%	R\$ 55,38
BTG Pactual Créd Corp I FIQFI RF CP	CDI	1,40%	30/ago/21	1,13%	124,59%	8,01%	129,78%	15,47%	134,57%	43,92%	115,51%	0,34%	R\$ 49,93
XP Corporate Light FI RF CP LP	CDI	1,17%	24/jan/23	1,01%	111,25%	7,03%	113,84%	13,48%	117,27%	20,46%	107,77%	0,32%	R\$ 41,79
Inter Corporate RF Crédito Privado	CDI	1,17%	15/mar/24	0,95%	104,33%					2,22%	103,77%	0,08%	R\$ 41,66
BTG Pactual Inv de Impacto FIP Mult	IPCA+6,5%	1,04%	30/ago/21	0,03%	3,13%	14,21%	211,37%	11,96%	106,19%	23,55%	55,49%	21,46%	R\$ 37,07
Porto Seguro RF DI CP	CDI	1,02%	18/jul/24	0,97%	106,51%					0,37%	105,73%	0,20%	R\$ 36,54
BTG Pactual Explorer Inst FI RF LP	IPCA	0,99%	13/mar/24	0,94%	247,24%					1,41%	92,36%	1,56%	R\$ 35,57
Schroder Sustent Ações Globais IS IE	MSCI World	0,99%	24/mar/24	2,45%	68,23%					11,25%	83,97%	13,52%	R\$ 35,50
Sul América Excellence FI RF CP	CDI	0,96%	24/jan/23	1,11%	121,95%	7,58%	122,90%	13,79%	119,94%	21,26%	112,01%	0,24%	R\$ 34,40
AZ Quest Small Mid Caps Inst. FICFIA	Ibovespa	0,76%	09/jun/20	5,47%	181,05%	0,21%	-4,27%	1,12%	23,82%	15,64%	48,97%	15,12%	R\$ 27,26
Capitânia Reit Inst Fc FIM CP	CDI	0,73%	25/jun/19	0,18%	20,31%	3,60%	58,29%	7,75%	67,41%	55,14%	112,77%	2,98%	R\$ 25,99
Tivio Banks RF Crédito Privado FI	CDI	0,58%	10/nov/23	0,94%	103,10%	6,50%	105,27%			8,16%	105,17%	0,10%	R\$ 20,72
Santander RF IMA-B5 Premium FICFI	IMA-B5	0,58%	18/dez/23	0,89%	97,81%	4,12%	96,49%			4,64%	96,67%	1,73%	R\$ 20,60
Rio Bravo Renda Varejo FII	IFIX	0,57%	20/dez/23	-1,51%	-289,54%	-0,28%	-17,07%			0,78%	16,48%		R\$ 20,29
Fator Verita Multiestratégia Imobiliária	IFIX	0,55%	22/jul/24	-4,43%	-849,78%								R\$ 19,55
VBI Prime Properties FII	IFIX	0,54%	20/dez/23	2,99%	573,73%	-4,21%	-261,18%			-2,37%	-50,07%		R\$ 19,35
Spectra VI Institucional FIP Multiestrat	IPCA+8%	0,45%	31/mar/23	-0,01%	-0,92%	9,62%	126,63%	-21,05%	-164,15%	55,83%	334,25%		R\$ 16,10
Vinci Selection Equities FIA	Ibovespa	0,37%	30/nov/22	3,57%	118,10%	-5,62%	115,51%	0,95%	20,27%	8,33%	61,77%	13,84%	R\$ 13,13
Pátria Private Equity Fund VII Feeder Ir	IPCA	0,28%	28/set/23	-0,73%	-191,23%	10,44%	363,34%			9,38%	234,47%		R\$ 10,12
BTG Pactual Economia Real II FIPM CL	IPCA+8%	0,26%	04/mar/23	-1,72%	-158,15%	-5,68%	-74,77%	-16,48%	-128,51%	-21,39%	-140,52%		R\$ 9,18
Perfin Voyager FIP Infra	IPCA+6%	0,19%	13/jun/24	-7,79%	-851,12%					-11,51%	-892,59%	65,38%	R\$ 6,69
Vinci Partners IV Feeder	IPCA+6%	0,11%	25/abr/24	-2,01%	-219,61%					26,11%	972,76%		R\$ 4,00
BTG Pactual Infraestrutura III FIP Multi	IPCA+8%	0,02%	02/jul/24	85,13%	7827,52%					88,70%	8936,47%		R\$ 0,62
Carteira de Empréstimos	CDI	0,01%	05/dez/23	0,83%	91,57%	6,04%	97,95%			6,87%	98,57%		R\$ 0,20
<b>Patrimônio Total:</b>												<b>R\$ 3.575,90</b>	