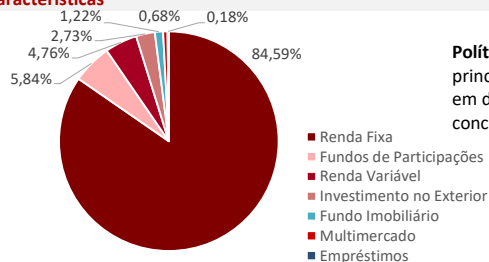


Características



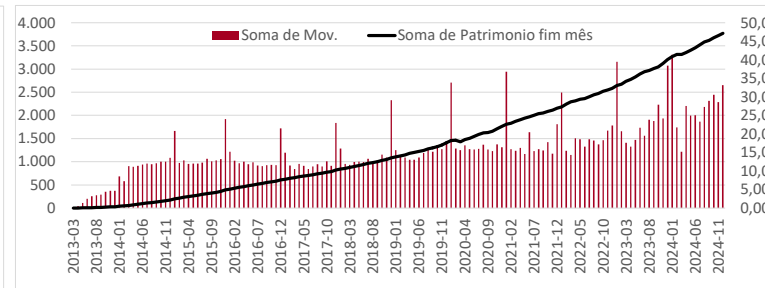
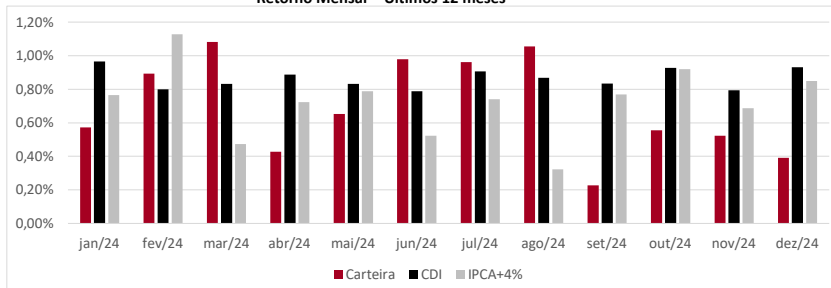
Política de Investimentos: Investe os recursos, principalmente, em cotas de fundos que atuam em diversos mercados, sem o compromisso de concentração em fator de risco específico.

Retorno (%)	Ano	12 meses	24 meses	36 meses	Início
Carteira	8,64%	8,64%	22,02%	32,61%	241,71%
CDI	10,88%	10,88%	25,33%	40,86%	186,03%
IPCA	4,83%	4,83%	9,68%	16,02%	93,94%
IPCA+4%	9,04%	9,04%	18,59%	30,47%	229,79%
IMA-B5	6,16%	6,16%	19,03%	30,68%	216,27%
Poupança	7,03%	7,03%	15,63%	24,77%	100,42%
IBOVESPA	-10,36%	-10,36%	9,61%	14,75%	105,46%
MSCI World	49,65%	49,65%	69,07%	27,31%	718,43%
MSCI Europe	26,80%	26,80%	37,28%	6,17%	321,82%

* Cf. MP 567/12

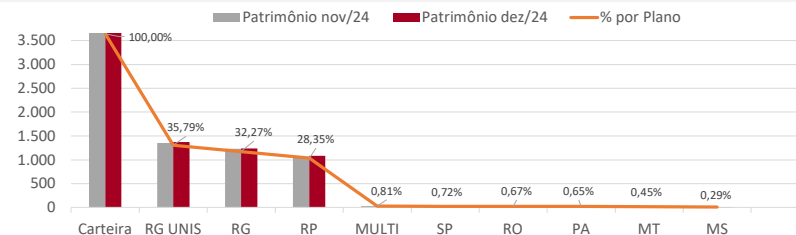
Gráficos

Retorno Mensal - Últimos 12 meses



Carteira

	Patrimônio nov/24	Patrimônio dez/24	% por Plano
Carteira	3.778,22	3.825,68	100,00%
RG UNIS	1.355,96	1.369,25	35,79%
RG	1.227,43	1.234,52	32,27%
RP	1.065,72	1.084,68	28,35%
MULTI	30,30	30,93	0,81%
SP	26,10	27,47	0,72%
RO	24,60	25,75	0,67%
PA	21,71	24,93	0,65%
MT	16,05	17,13	0,45%
MS	10,36	11,03	0,29%



: LÂMINA MENSAL

dezembro de 2024

Retorno Mensal (%)	dez/24	nov/24	out/24	set/24	ago/24	jul/24	jun/24	mai/24	abr/24	mar/24	fev/24	jan/24
Carteira	0,39%	0,52%	0,56%	0,23%	1,06%	0,96%	0,98%	0,65%	0,43%	1,08%	0,89%	0,57%
CDI	0,93%	0,79%	0,93%	0,84%	0,87%	0,91%	0,79%	0,83%	0,89%	0,83%	0,80%	0,97%
IPCA	0,52%	0,39%	0,56%	0,44%	-0,02%	0,38%	0,21%	0,46%	0,38%	0,16%	0,83%	0,42%
IPCA+4%	0,85%	0,69%	0,92%	0,77%	0,32%	0,74%	0,52%	0,79%	0,72%	0,47%	1,13%	0,76%
IMA-B5	-0,28%	0,36%	0,74%	0,40%	0,59%	0,91%	0,39%	1,05%	-0,20%	0,77%	0,59%	0,68%
Poupança	0,58%	0,57%	0,60%	0,57%	0,57%	0,57%	0,54%	0,59%	0,60%	0,53%	0,51%	0,59%
IBOVESPA	-4,28%	-3,12%	-1,60%	-3,08%	6,54%	3,02%	1,48%	-3,04%	-1,70%	-0,71%	0,99%	-4,79%
MSCI World	-0,45%	9,45%	3,90%	-2,06%	2,40%	3,59%	8,10%	5,64%	-0,45%	3,25%	4,74%	3,48%
MSCI Europe	-0,25%	2,83%	-0,27%	-3,38%	3,61%	3,98%	3,53%	5,51%	1,01%	3,58%	2,01%	2,14%

Composição da Carteira

Retorno Nominal em % | Retorno Relativo ao índice de referência

Performance dos Fundos em Carteira			Mês			Ano		12 meses		Início do investimento		Patrimônio	
Nome	Índice ref.	% PL	Início	Nominal	Relativo	Nominal	Relativo	Nominal	Relativo	Nominal	Relativo	Volatilidade	R\$ milhões
Bela Cintra FI RF	IPCA+4%	31,32%	13/nov/13	0,60%	-0,25%	9,49%	0,45%	9,49%	0,45%	247,03%	37,08%	0,47%	R\$ 1.198,26
Itaú Inst Global Dinâmico RF	CDI	7,45%	20/fev/20	0,86%	92,76%	10,88%	100,03%	10,88%	100,03%	53,08%	105,66%	0,58%	R\$ 284,92
Itaú Institucional Optimus RF LP FICFI	CDI	6,37%	29/abr/22	1,25%	134,60%	12,79%	117,64%	12,79%	117,64%	37,74%	103,75%	0,74%	R\$ 243,56
Itaú Institucional RF Referenciado DI	CDI	4,85%	15/fev/24	0,86%	91,94%					9,64%	102,52%	0,06%	R\$ 185,68
Itaú Inst BOV11 FIC FIA	Ibovespa	3,75%	04/ago/23	-4,02%	0,26%	-9,85%	0,51%	-9,85%	0,51%	1,52%	0,87%	13,12%	R\$ 143,41
Itaú Inst RF Inflação 5 FICFI	IMA-B5	3,61%	19/jun/19	-0,29%	-0,01%	5,97%	-0,19%	5,97%	-0,19%	55,19%	-1,63%	2,10%	R\$ 137,98
Itaú Institucionais Legend RF LP Fc	CDI	3,47%	02/out/19	0,97%	103,99%	13,45%	123,64%	13,45%	123,64%	62,96%	118,89%	1,43%	R\$ 132,76
BTGP Economia Real FIP Multi	IPCA+6,5%	3,27%	19/out/20	-0,17%	-1,22%	2,18%	-9,49%	2,18%	-9,49%	108,45%	37,86%		R\$ 124,92
BNP Paribas Cred Inst FICFI RF CP LP	CDI	3,22%	11/out/23	0,84%	90,54%	11,49%	105,61%	11,49%	105,61%	14,51%	106,75%	0,07%	R\$ 123,19
Sul America Cred Institucional ESG FI R	CDI	2,44%	21/jun/23	0,65%	69,36%	12,97%	119,27%	12,97%	119,27%	22,39%	123,69%	0,34%	R\$ 93,45
Bradesco RF Referenciado DI Federal E	CDI	2,33%	12/ago/24	0,85%	91,61%					3,97%	96,78%	0,04%	R\$ 89,09
XP Corporate Light FI RF CP LP	CDI	2,17%	24/jan/23	0,80%	86,42%	11,87%	109,17%	11,87%	109,17%	25,92%	106,84%	0,28%	R\$ 83,05
Porto Seguro RF DI CP	CDI	2,00%	18/jul/24	0,82%	88,27%					4,86%	101,30%	0,13%	R\$ 76,47
Vot Allianzgi Euro Eq Growth FIM IE	MSCI Europe	1,71%	22/mai/19	0,40%	0,65%	21,50%	-5,30%	21,50%	-5,30%	101,78%	11,96%	17,59%	R\$ 65,30
Santander RF Ref DI Tit Público Hiper	CDI	1,69%	21/nov/24	0,87%	93,72%					1,13%	95,29%	0,04%	R\$ 64,53
Sul América Excellence FI RF CP	CDI	1,62%	24/jan/23	0,81%	86,46%	12,43%	114,25%	12,43%	114,25%	26,72%	110,16%	0,23%	R\$ 62,10
Itaú Soberano RF Simples LP FICFI	CDI	1,59%	02/set/19	0,88%	94,77%	10,78%	99,07%	10,78%	99,07%	52,78%	98,29%	0,03%	R\$ 60,84
MAG Renda Fixa FI	CDI	1,55%	13/set/23	0,68%	73,35%	10,77%	99,06%	10,77%	99,06%	14,75%	100,47%	0,24%	R\$ 59,31
Bradesco Inst FIC FI RF IMA-B5	IMA-B5	1,53%	16/ago/23	-0,31%	-0,03%	5,82%	-0,35%	5,82%	-0,35%	8,78%	-0,48%	2,12%	R\$ 58,44
Capitânia Premium FIC FIR CP LP	CDI	1,40%	04/jun/21	0,07%	8,00%	9,77%	89,85%	9,77%	89,85%	44,55%	97,63%	1,10%	R\$ 53,39
BTG Pactual Créd Corp I FICFI RF CP	CDI	1,36%	30/ago/21	0,60%	64,25%	12,76%	117,30%	12,76%	117,30%	50,24%	113,84%	0,28%	R\$ 52,13
LFT	CDI	1,34%	05/dez/23	0,52%	55,38%	9,76%	89,75%	9,76%	89,75%	10,62%	90,65%		R\$ 51,13
Inter Corporate RF Crédito Privado	CDI	1,14%	15/mai/24	0,89%	95,31%					6,77%	101,58%	0,06%	R\$ 43,52
Schroder Sustent Ações Globais IS IE	MSCI World	1,02%	24/mai/24	2,10%	2,55%					22,34%	-6,41%	16,78%	R\$ 39,13
BTG Pactual Explorer Inst FI RF LP	CDI	0,97%	13/mar/24	0,94%	101,18%					5,89%	-2,64%	1,26%	R\$ 37,15
BTG Pactual Inv de Impacto FIP Mult	IPCA+6,5%	0,96%	30/ago/21	-0,02%	-1,07%	9,81%	-1,86%	9,81%	-1,86%	22,24%	-26,81%	21,88%	R\$ 36,80
AZ Quest Small Mid Caps Inst. FICFIA	SMLL	0,70%	09/jun/20	-2,47%	5,36%	-2,08%	22,96%	-2,08%	22,96%	13,01%	36,65%	11,07%	R\$ 26,63
Capitânia Reit Inst Fc FIM CP	IFIX	0,68%	25/jun/19	0,78%	1,45%	3,16%	9,05%	3,16%	9,05%	54,49%	34,55%	3,61%	R\$ 25,88
Tivio Banks RF Crédito Privado FI	CDI	0,63%	10/nov/23	0,93%	100,07%	11,34%	104,31%	11,34%	104,31%	13,08%	104,38%	0,06%	R\$ 24,10
Santander RF IMA-B5 Premium FICFI	IMA-B5	0,55%	18/dez/23	-0,30%	-0,02%	5,90%	-0,26%	5,90%	-0,26%	6,44%	-0,27%	2,10%	R\$ 20,95
Pátria Private Equity Fund VII Feeder I	IPCA+7%	0,49%	28/set/23	5,78%	4,69%	16,34%	4,14%	16,34%	4,14%	15,23%	-0,10%		R\$ 18,93
Rio Bravo Renda Varejo FI	IFIX	0,44%	20/dez/23	-5,28%	-4,61%	-12,43%	-6,53%	-12,43%	-6,53%	-11,50%	-8,50%		R\$ 16,98
BTG Pactual Economia Real II FIPM CLU	IPCA+8%	0,42%	04/mai/23	-0,88%	-2,05%	0,07%	-13,18%	0,07%	-13,18%	-16,60%	-37,87%		R\$ 16,18
VBI Prime Properties FIP	IFIX	0,41%	20/dez/23	4,21%	4,88%	-19,53%	-13,64%	-19,53%	-13,64%	-17,99%	-14,99%		R\$ 15,70
Spectra VI Institucional FIP Multiestrat	IPCA+8%	0,39%	31/mar/23	-5,95%	-7,12%	0,16%	-13,09%	0,16%	-13,09%	42,39%	19,55%		R\$ 15,08
Fator Verita Multiestratégia Imobiliária	IFIX	0,37%	22/jul/24	-4,99%	-4,32%					-29,09%	-20,99%		R\$ 14,13
Vinci Selection Equities FIA	Ibovespa	0,32%	30/nov/22	-4,41%	-0,12%	-12,72%	-2,36%	-12,72%	-2,36%	0,18%	-6,75%	13,06%	R\$ 12,14
Carteira de Empréstimos	CDI	0,18%	05/dez/23	0,52%	55,38%	9,76%	89,75%	9,76%	89,75%	10,62%	90,65%		R\$ 7,07
Perfin Voyager FIP Infra	IPCA+6%	0,18%	13/jun/24	0,13%	-0,88%					56,26%	50,49%	65,11%	R\$ 6,72
Vinci Partners IV Feeder	IPCA+6%	0,10%	25/abr/24	-5,10%	-6,11%					-8,82%	-16,06%		R\$ 3,98
BTG Pactual Infraestrutura III FIP Multi	IPCA+8%	0,02%	02/jul/24	-9,15%	-10,32%					-37,34%	-43,64%		R\$ 0,69
											Patrimônio Total:	R\$ 3.825,68	