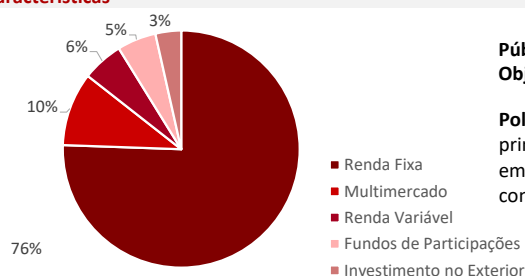


**Características**



**Público Alvo:** Exclusivo (Previdenciário)

**Objetivo:** Obter ganhos de capital.

**Política de Investimentos:** Investe os recursos, principalmente, em cotas de fundos que atuam em diversos mercados, sem o compromisso de concentração em fator de risco específico.

	Retorno (%)	Ano	12 meses	24 meses	36 meses	Início
Carteira	3,92%	3,92%	8,93%	19,29%	35,86%	191,04%
CDI	4,20%	4,20%	13,38%	21,45%	24,05%	137,80%
% do CDI	93,41%	93,41%	66,72%	89,95%	149,12%	138,63%
IPCA+4%	4,07%	4,07%	8,35%	26,36%	40,29%	189,41%
IPCA	2,72%	2,72%	4,18%	16,82%	24,72%	81,63%
IMA-B	6,08%	6,08%	8,78%	13,88%	24,89%	160,60%
Poupança	2,64%	2,64%	8,33%	13,48%	15,35%	77,90%
IBOVESPA	-4,83%	-4,83%	-3,19%	-12,16%	29,72%	78,38%
MSCI Europe	9,13%	9,13%	10,89%	-7,99%	28,17%	235,34%
MSCI World	4,43%	4,43%	3,12%	-10,69%	27,29%	405,52%

\* CI.MP.56712

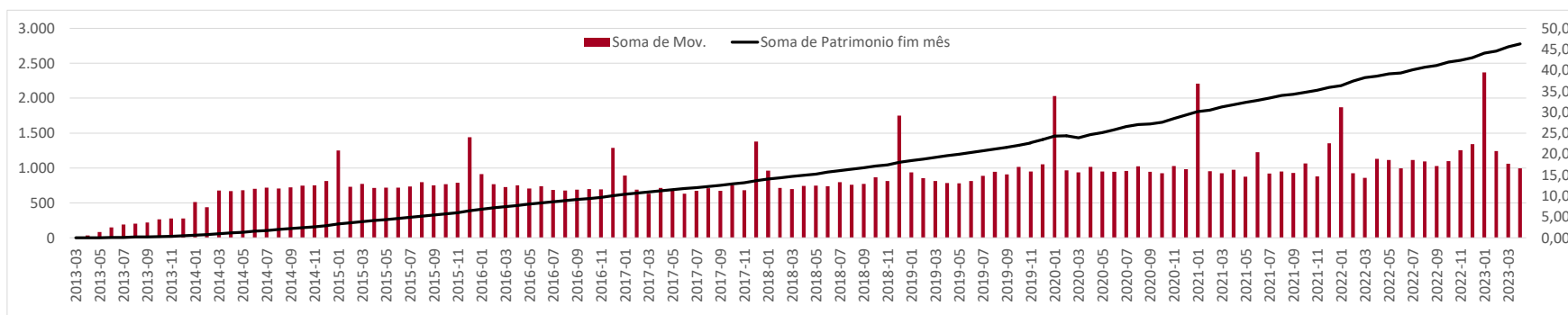
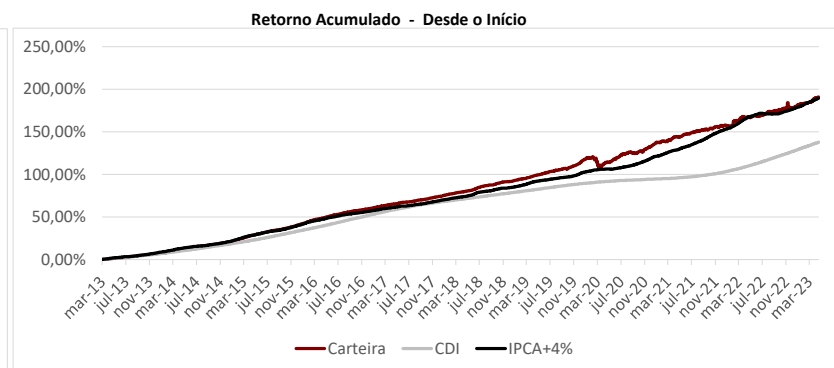
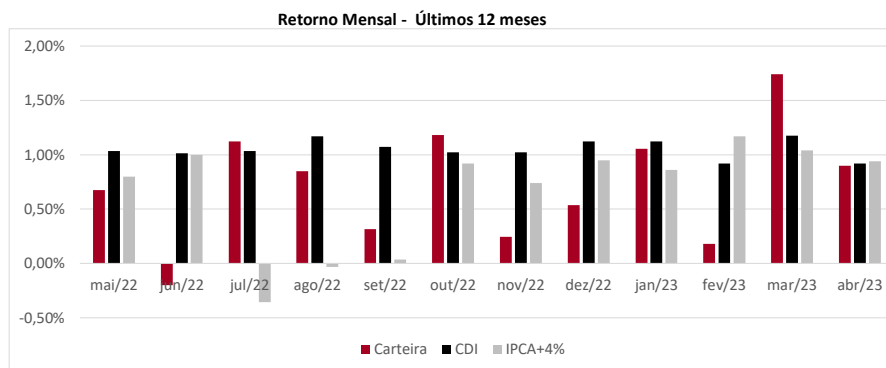
Retorno Mensal (%)	abr/23	mar/23	fev/23	jan/23	dez/22	nov/22	out/22	set/22	ago/22	jul/22	jun/22	mai/22
Carteira	0,90%	1,74%	0,18%	1,05%	0,54%	0,24%	1,18%	0,32%	0,85%	1,12%	-0,20%	0,68%
% do CDI	97,74%	148,24%	19,48%	93,83%	47,69%	23,88%	115,92%	29,40%	72,60%	108,63%	-19,84%	65,44%
CDI	0,92%	1,17%	0,92%	1,12%	1,12%	1,02%	1,02%	1,07%	1,17%	1,03%	1,02%	1,03%
IPCA	0,61%	0,71%	0,84%	0,53%	0,62%	0,41%	0,59%	-0,29%	-0,36%	-0,68%	0,67%	0,47%
IPCA+4%	0,94%	1,04%	1,17%	0,86%	0,95%	0,74%	0,92%	0,04%	-0,03%	-0,35%	1,00%	0,80%
IMA-B	2,02%	2,66%	1,28%	0,00%	-0,19%	-0,79%	1,23%	1,48%	1,10%	-0,88%	-0,36%	0,96%
Poupança	0,58%	0,74%	0,58%	0,71%	0,71%	0,65%	0,65%	0,68%	0,74%	0,66%	0,65%	0,67%
IBOVESPA	2,50%	-2,91%	-7,49%	3,37%	-2,45%	-3,06%	5,45%	0,47%	6,16%	4,69%	-11,50%	3,22%
MSCI Europe	1,99%	-0,54%	1,35%	6,14%	-1,50%	11,98%	4,13%	-4,79%	-6,64%	3,88%	-0,38%	-3,82%
MSCI World	0,00%	0,32%	-0,45%	4,58%	-5,72%	7,55%	4,14%	-5,49%	-4,51%	6,84%	1,05%	-4,02%

**Composição da Carteira** Retorno Nominal em % | Retorno Relativo ao índice de referência

Performance dos Fundos em Carteira			Mês		Ano		12 meses		Início do investimento			Patrimônio	
Nome	Índice ref.	% PL	Início	Nominal	Relativo	Nominal	Relativo	Nominal	Relativo	Nominal	Relativo	Volatilidade	R\$ milhões
Bela Cintra FI RF	CDI	39,00%	13/nov/13	1,08%	117,15%	4,67%	111,29%	10,62%	79,36%	196,57%	156,70%	0,70%	R\$ 1.083,56
Itaú Institucional Optimus RF LP FICFI	CDI	7,18%	29/abr/22	0,70%	76,41%	4,09%	97,40%	12,92%	96,55%	12,85%	96,02%	0,62%	R\$ 199,55
Itaú Inst Global Dinâmico RF	CDI	7,16%	20/fev/20	0,83%	90,46%	4,17%	90,46%	12,30%	91,91%	27,63%	110,95%	0,75%	R\$ 198,87
Itaú Hedge Plus Mult FICFI	CDI	6,37%	08/jun/18	0,34%	36,87%	1,27%	30,17%	4,53%	33,85%	65,87%	174,02%	4,57%	R\$ 177,06
Itaú Soberano RF Simples LP FICFI	CDI	6,11%	02/set/19	0,89%	96,79%	4,15%	98,84%	13,34%	99,72%	27,16%	97,77%	0,03%	R\$ 169,86
Capitânia Premium FIC FIRF CP LP	IPCA+6,5%	5,79%	04/jun/21	0,70%	76,16%	1,32%	31,54%	10,90%	81,48%	20,87%	99,03%	0,84%	R\$ 160,84
BTGP Economia Real FIP Multi	IPCA+6,5%	4,44%	19/out/20	-0,08%	-7,22%	16,73%	347,35%	106,68%	243,53%	106,68%	243,53%		R\$ 123,33
Itaú Institucionais Legend RF LP Fc	CDI	4,10%	02/out/19	0,75%	82,04%	3,04%	72,35%	10,35%	77,32%	32,71%	120,40%	1,70%	R\$ 113,78
Itaú Inst RF Inflação 5 FICFI	IMA-B5	3,34%	19/jun/19	0,89%	98,36%	5,26%	98,72%	9,51%	98,27%	37,73%	97,36%	2,50%	R\$ 92,73
BOVV11	Ibovespa	2,45%	30/nov/18	2,61%	104,37%	-4,87%	100,76%	-4,65%	145,78%	17,62%	76,63%	21,57%	R\$ 68,10
Capitânia Reit Inst Fc FIM CP	IMA-B5	2,34%	25/jun/19	2,13%	231,65%	2,82%	10,18%	10,18%	76,11%	31,96%	109,18%	3,61%	R\$ 64,97
Vot Allianzgi Euro Eq Growth FIM IE	MSCI Europe	2,34%	22/mar/19	-0,28%	-14,25%	12,07%	132,14%	12,03%	110,50%	60,49%	118,82%	31,96%	R\$ 64,89
Itaú Inst. Ações Phoenix FCFI	Ibovespa	1,56%	21/mar/19	1,88%	75,09%	-8,36%	173,05%	-18,41%	576,46%	-28,20%	-267,90%	23,22%	R\$ 43,38
Itaú Global Dinâmico Plus Mult FICFI	CDI	1,32%	19/jun/19	0,64%	69,26%	2,05%	48,92%	11,52%	86,08%	34,50%	117,48%	2,33%	R\$ 36,79
Itaú Macro Opportunities Mult Fc	CDI	1,19%	23/fev/21	0,36%	39,30%	2,70%	64,43%	9,39%	70,18%	23,20%	105,58%	6,64%	R\$ 32,96
Sul América Excellence FI RF CP	CDI	1,07%	24/jan/23	0,91%	99,37%					2,74%	82,87%	0,23%	R\$ 29,67
BTG Pactual Inv de Impacto FIP Mult	IPCA+6,5%	0,85%	30/ago/21	0,36%	33,52%	11,32%	235,00%	5,81%	53,12%	16,35%	63,74%	11,65%	R\$ 23,72
BTG Pactual Créd Corp I FICFI RF CP	CDI	0,83%	30/ago/21	0,68%	74,49%	1,19%	28,28%	11,24%	83,99%	19,15%	96,59%	1,00%	R\$ 22,94
AZ Quest Small Mid Caps Inst. FICFIA	IPCA+6,5%	0,82%	09/jun/20	1,75%	70,04%	-3,83%	79,24%	-12,76%	399,68%	-2,94%	-37,01%	18,31%	R\$ 22,88
XP Corporate Light FI RF CP LP	CDI	0,71%	24/jan/23	0,78%	84,77%					2,36%	71,56%	0,58%	R\$ 19,71
Vinci Selection Equities FIA	Ibovespa	0,40%	30/nov/22	1,83%	73,26%	-5,99%	123,87%			-9,02%	125,96%	20,18%	R\$ 11,03
Itaú Ações Momento II 30 FICFIA	Ibovespa	0,37%	11/out/21	1,86%	74,43%	-8,83%	182,77%	-20,45%	640,51%	-28,80%	417,00%	23,33%	R\$ 10,15
Western Asset Renda Fixa Ativo FI	CDI	0,24%	19/mar/21	0,27%	29,27%	1,51%	35,89%	10,21%	76,33%	17,25%	79,14%	1,30%	R\$ 6,61
BTGP Infra-B FI Incentivado Infra RF	CDI	0,02%	02/abr/20	0,93%	100,83%	4,51%	107,48%	10,93%	81,65%	47,12%	193,37%	34,30%	R\$ 0,69
Spectra VI Institucional FIP Multiestrat	CDI	0,00%	31/mar/23	-53,99%	-5880,36%								R\$ 0,14

**Patrimônio Total: R\$ 2.778,22**

Gráficos



**Carteira**

	Patrimônio mar/23	Patrimônio abr/23
--	-------------------	-------------------

<b>Carteira</b>	<b>2.737,07</b>	<b>2.778,22</b>
RG	979,08	989,38
RG UNIS	1.037,85	1.051,01
RP	679,82	695,26
MULT	17,50	18,06
RO	8,48	8,77
SP	6,80	7,54
MT	4,27	4,59
MS	3,22	3,50
PA	0,05	0,10

